



2010-2011 GMT Reports for District (or Undistricted) **District 300 E1**

GMT: **PEI-JEN CHEN**

Location: **M.D. 300 Taiwan**

GMT CA: **5**

CLUBS

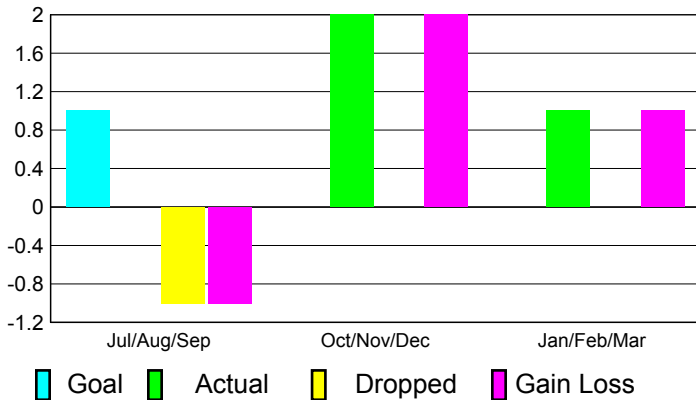
**Club Results
2010-2011**

**Clubs
2009-2010**

Month	New Club Goal	Actual New Clubs	Actual Dropped Clubs	Gain/Loss of Clubs	Gain/Loss of Clubs
Jul/Aug/Sep	1	0	-1	-1	1
Oct/Nov/Dec	0	2	0	2	1
Jan/Feb/Mar	0	1	0	1	0
Totals	1	3	-1	2	2

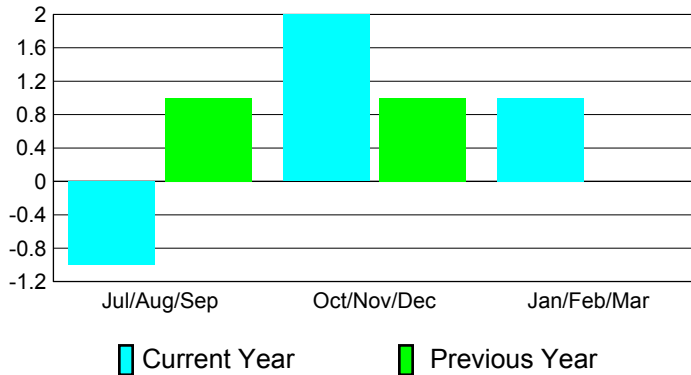
Club Results 2010-2011

Goal, New, Dropped, Gain/Loss



Comparison of Club Gain/Loss

Current Year Compared to the Previous Year



YTD Status Quo Clubs 2010-2011

Status Quo Clubs Compared to Status Quo Members



MEMBERSHIP

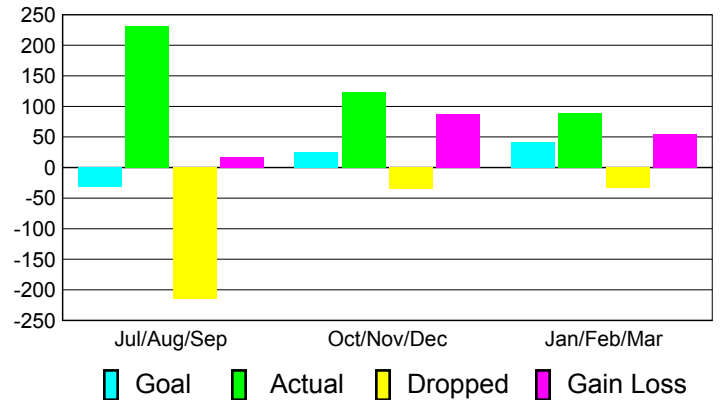
**Membership Results
2010-2011**

**Membership
2009-2010**

Month	Net Memb Goal	Actual New Memb	Actual Dropped Memb	Gain/Loss of Memb	Gain/Loss of Memb
Jul/Aug/Sep	-32	232	-215	17	18
Oct/Nov/Dec	25	123	-35	88	63
Jan/Feb/Mar	42	89	-34	55	37
Totals	35	444	-284	160	118

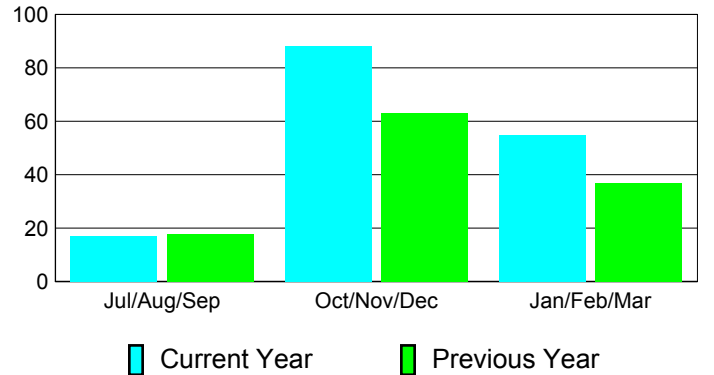
Membership Results 2010-2011

Goal, New, Dropped, Gain/Loss

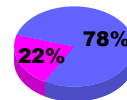


Comparison of Membership Gain/Loss

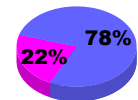
Current Year Compared to the Previous Year



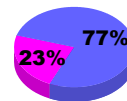
Gender Comparison 2010-2011



Jul/Aug/Sep



Oct/Nov/Dec



Jan/Feb/Mar

Male

Female